


Grado	Semana	Ficha N°
1°	3	4







PRIMARIA

1. Observa.

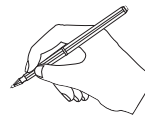


2. Lee.



Aprendemos más números

				
				
6	7	8	9	10

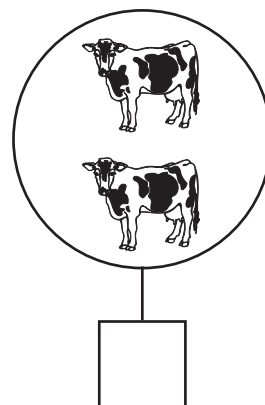
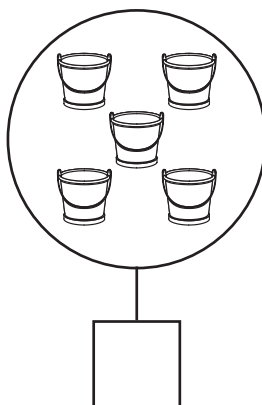
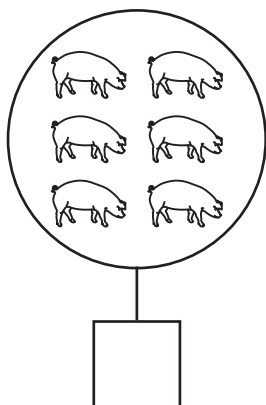

3. Escribe los números.



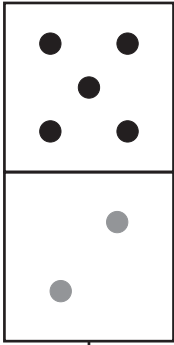



Coge tu lápiz así





4. Escribe el número que corresponde.



5. Completa con puntos hasta llegar al número indicado.

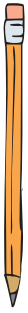
			
7	9	10	8

6. Dibuja lo que se indica.

<div style="display: flex; align-items: center; justify-content: center;"> <div style="border: 1px solid black; border-radius: 50%; width: 150px; height: 150px; margin-right: 10px;"></div> <div style="border: 1px solid black; padding: 2px 5px; margin-right: 5px;">8</div> <div style="border: 1px solid black; padding: 2px 5px; margin-right: 5px;">□</div> </div>	<div style="display: flex; align-items: center; justify-content: center;"> <div style="border: 1px solid black; border-radius: 50%; width: 150px; height: 150px; margin-right: 10px;"></div> <div style="border: 1px solid black; padding: 2px 5px; margin-right: 5px;">6</div> <div style="border: 1px solid black; padding: 2px 5px; margin-right: 5px;"></div> </div>	<div style="display: flex; align-items: center; justify-content: center;"> <div style="border: 1px solid black; border-radius: 50%; width: 150px; height: 150px; margin-right: 10px;"></div> <div style="border: 1px solid black; padding: 2px 5px; margin-right: 5px;">8</div> <div style="border: 1px solid black; padding: 2px 5px; margin-right: 5px;"></div> </div>
---	--	---

7. Escribe el número de letras de cada palabra.





pollitos →	8		vacas →	
baldes →			estancia →	
troncos →			muchachas →	



Hazlo TÚ mismo



Cuenta los puntos y encierra el número correspondiente.

 6 7 8	 7 8 9	 8 9 10	 5 6 7
--	--	---	--

Tacha y ordena los números de menor a mayor.



1 2 _____

Tacha y ordena los números de mayor a menor.

2	7	6
1	10	8 5
4	9	3

10 9 _____



Completa los casilleros que faltan.

1	2			5			8		10
---	---	--	--	---	--	--	---	--	----

10	9			6			3		
----	---	--	--	---	--	--	---	--	--